

United States District Court

Western District of Texas



Honorable Fred Biery
Chief United States District Judge
2010 – 2015

2015

Calendar Year Statistical Report



.....I b]hXGUHg8]gf]W7ci fh

.....Zcf h Y

.....K Yghfb'8]gf]WcZHM Ug

.....Calendar Year 2015 'GUhg]Wg

Total Case Filings – Pie Chart 1

Civil Cases Filed – Pie Chart 2

Criminal Cases Filed – Pie Chart 3

Criminal Defendants Filed – Pie Chart 4

Total Case Filings – 10 Year Report 5

Civil Cases Filed – 10 Year Report 6

Criminal Cases Filed – 10 Year Report 7

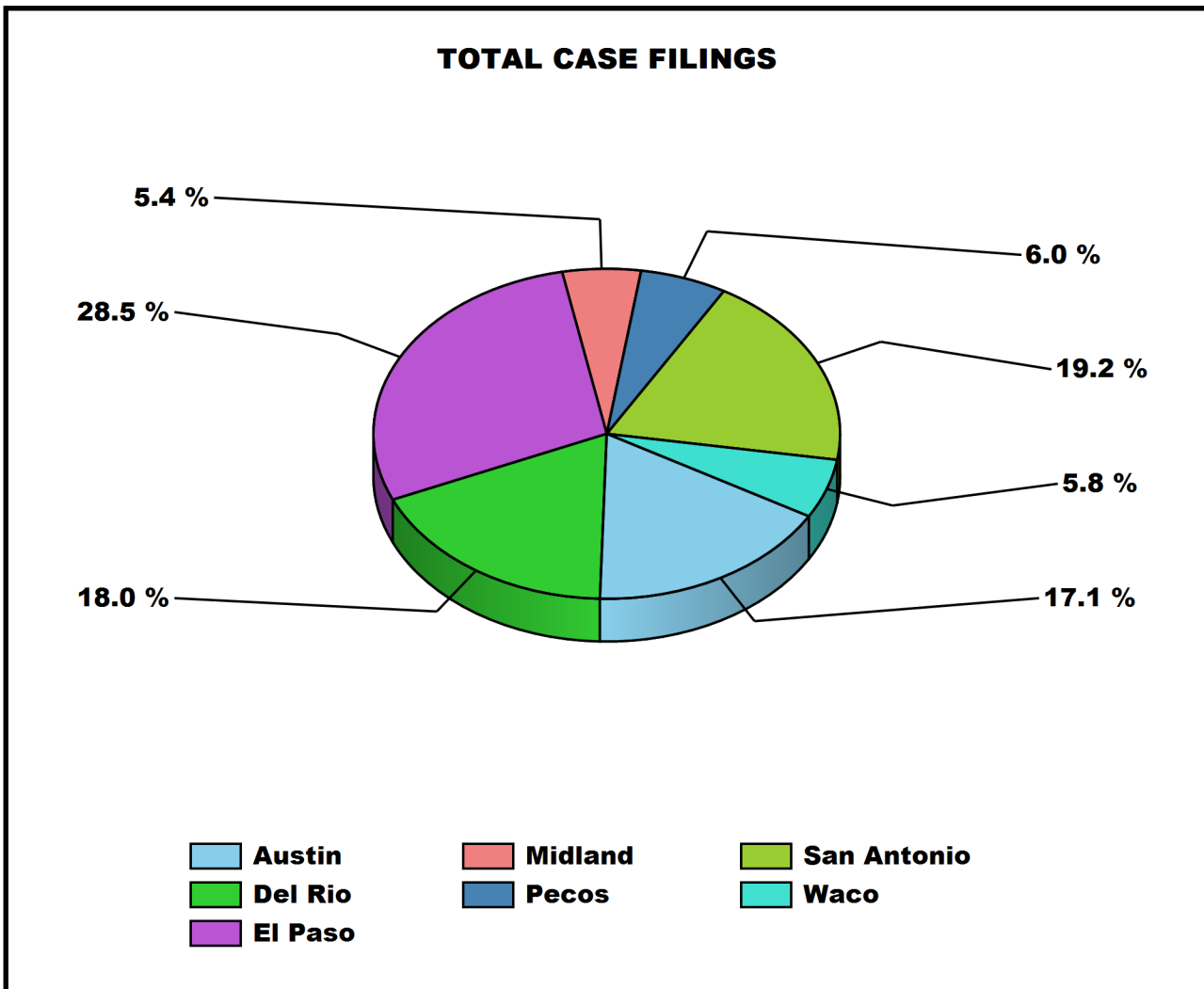
Criminal Defendants Filed – 10 Year Report 8

Civil/Criminal Cases Filed by Division – 10 Year Report

- Austin 9
- Del Rio 10
- El Paso 11
- Midland 12
- Pecos 13
- San Antonio 14
- Waco 15

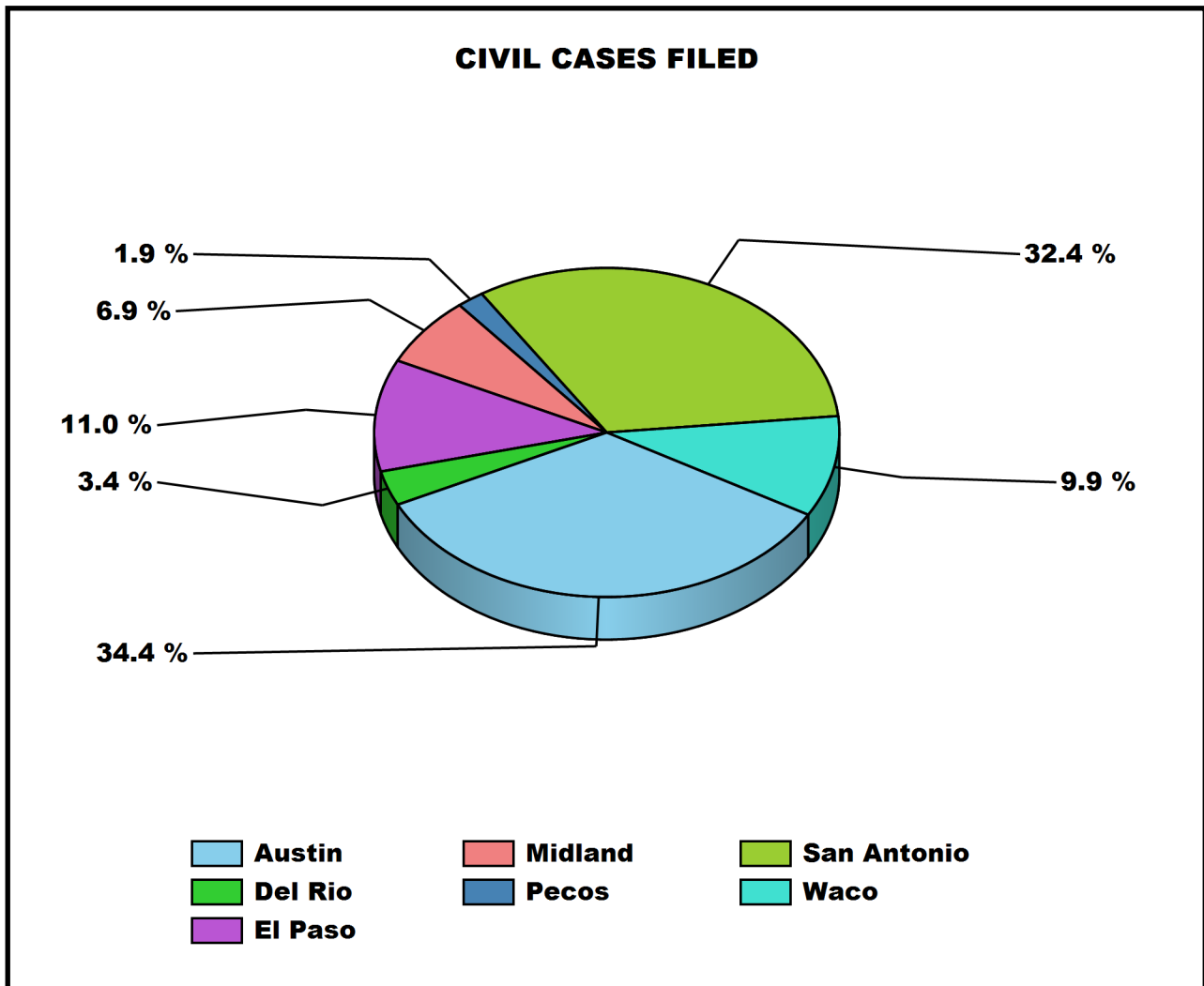
TOTAL CASE FILINGS CALENDAR YEAR 2015

	CIVIL	CRIMINAL	TOTAL
Austin	1,210	300	1,510
Del Rio	120	1,466	1,586
El Paso	387	2,122	2,509
Midland	242	236	478
Pecos	66	464	530
San Antonio	1,140	548	1,688
Waco	349	163	512
TOTAL	3,514	5,299	8,813



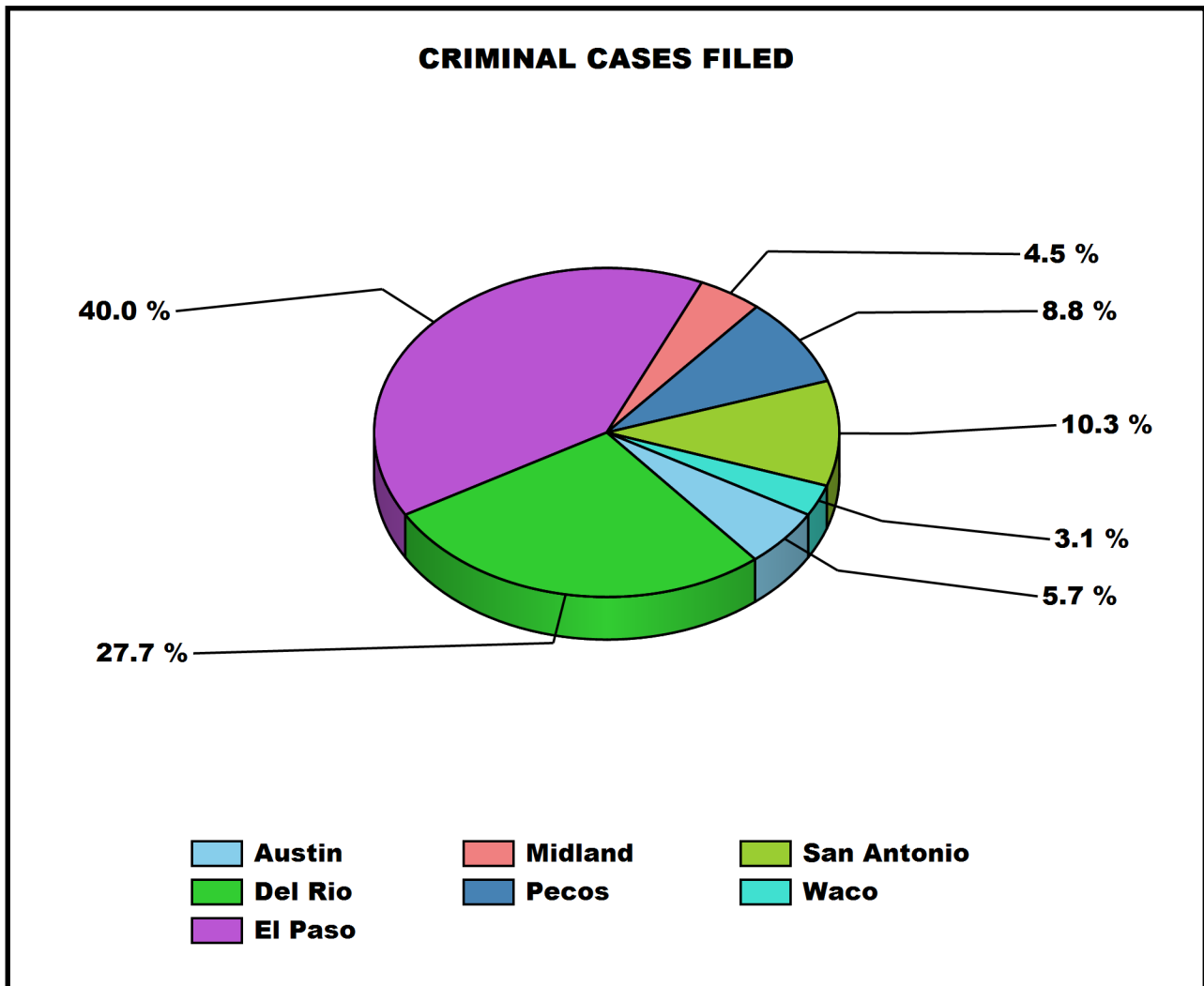
CIVIL CASES FILED CALENDAR YEAR 2015

Austin	1,210
Del Rio	120
El Paso	387
Midland	242
Pecos	66
San Antonio	1,140
Waco	349
TOTAL	3,514



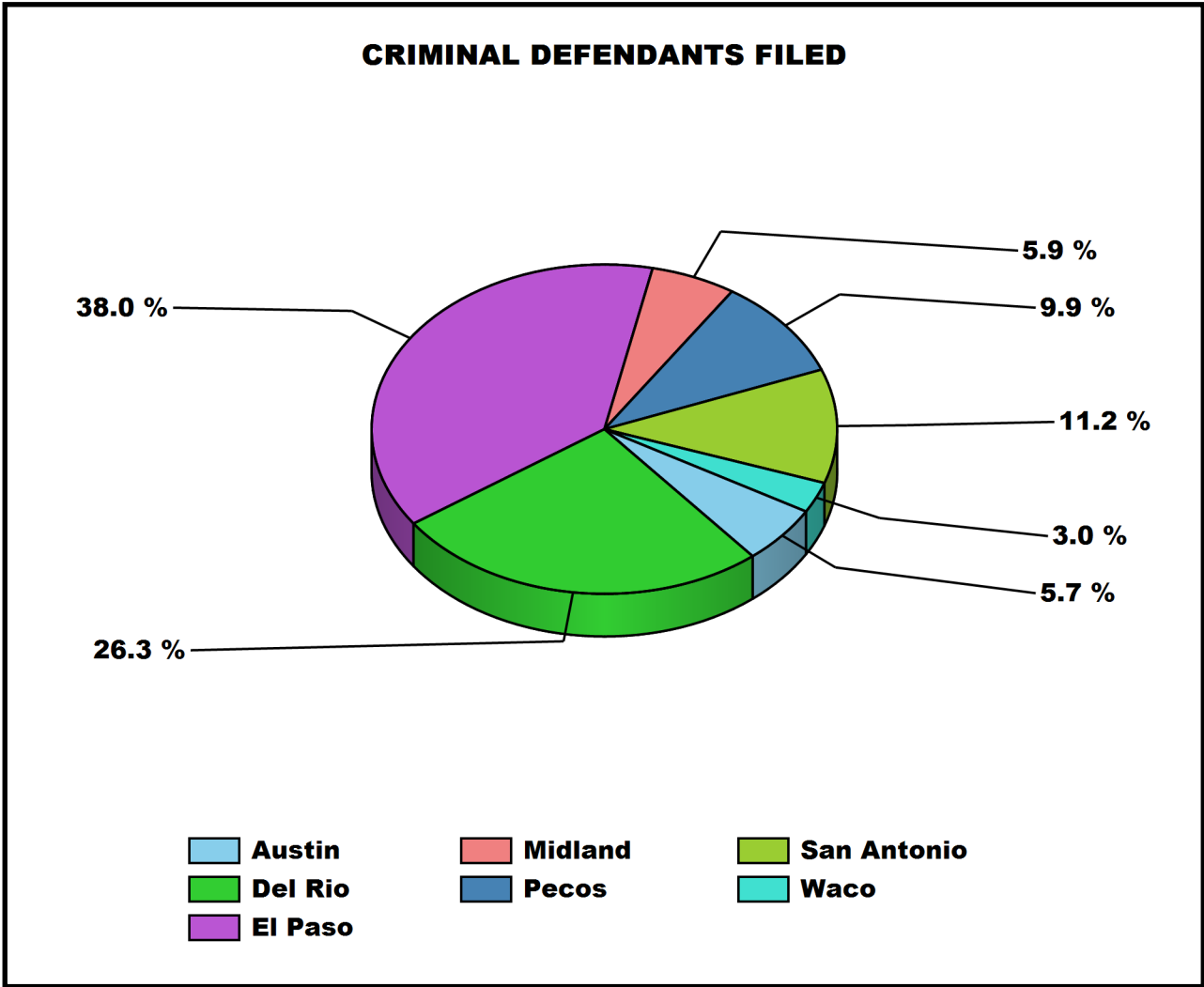
CRIMINAL CASES FILED CALENDAR YEAR 2015

Austin	300
Del Rio	1,466
El Paso	2,122
Midland	236
Pecos	464
San Antonio	548
Waco	163
TOTAL	5,299



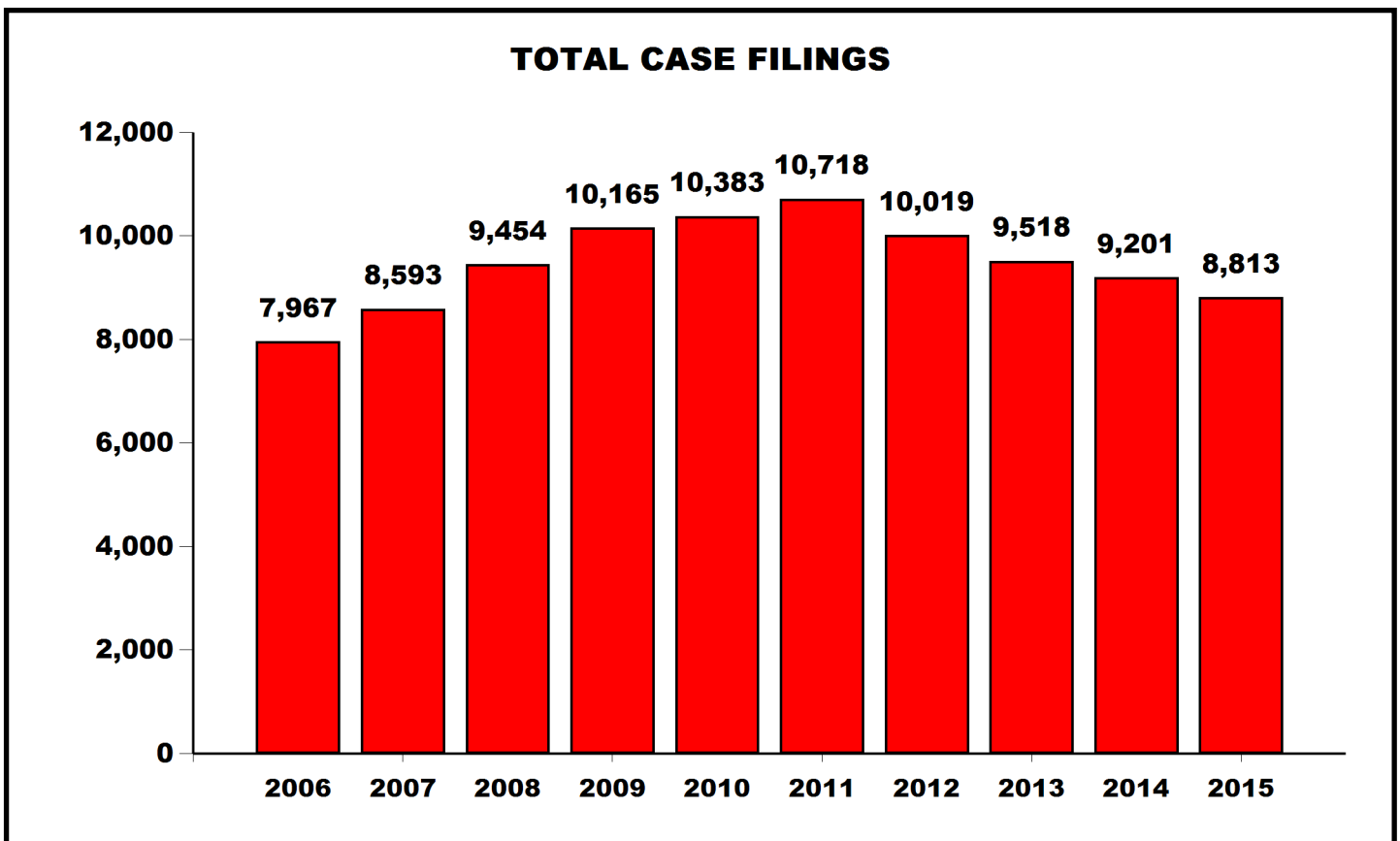
**CRIMINAL DEFENDANTS FILED
CALENDAR YEAR 2015**

Austin	356
Del Rio	1,646
El Paso	2,383
Midland	370
Pecos	619
San Antonio	701
Waco	190
TOTAL	6,265



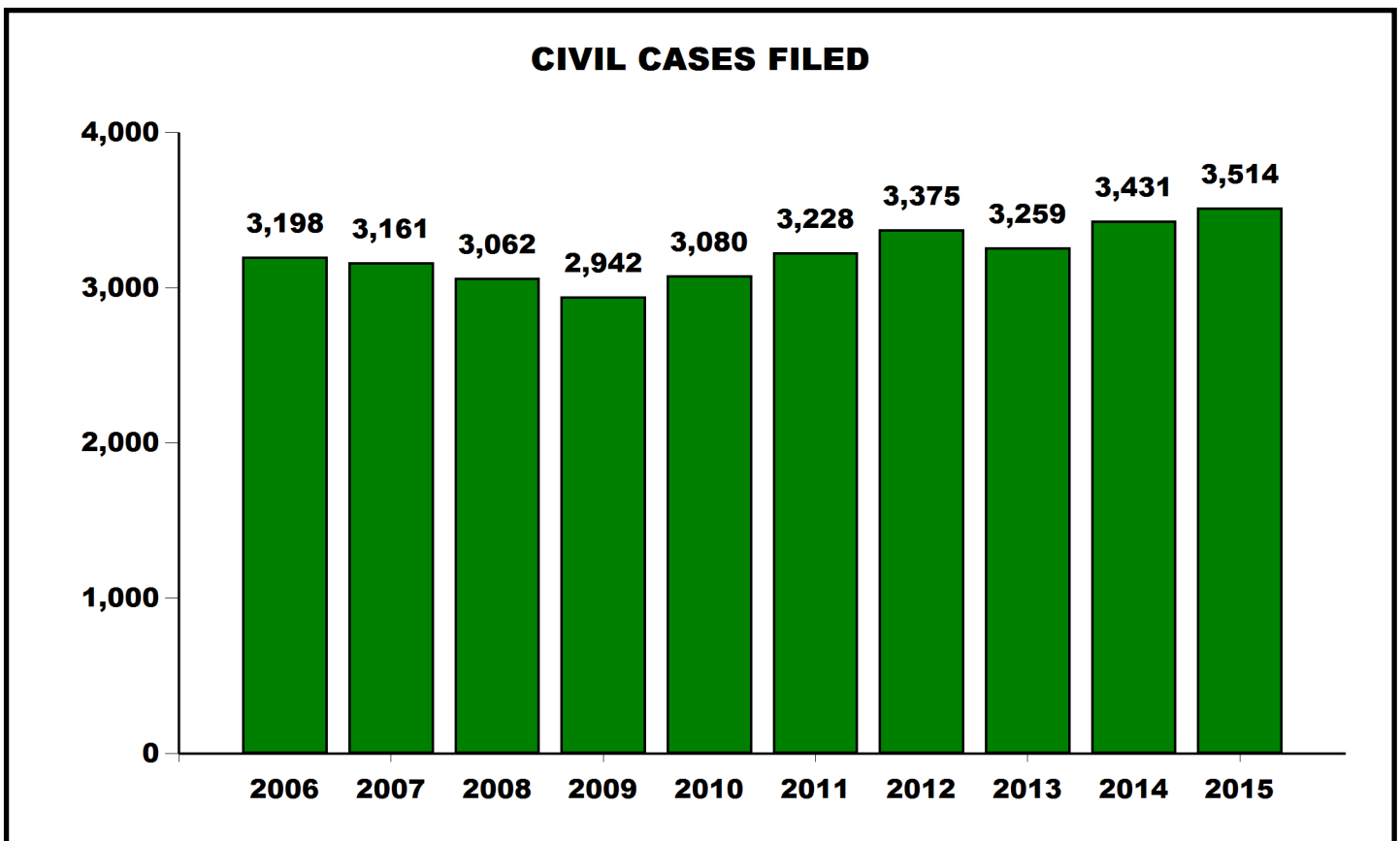
**TOTAL CASE FILINGS
TEN YEAR REPORT - CALENDAR YEAR 2015**

DIVISION	2006	2007	2008	2009	2010	2011	2012	2013	2014	2015
Austin	1,240	1,241	1,327	1,534	1,699	1,679	1,503	1,543	1,413	1,510
Del Rio	1,061	1,099	1,243	1,582	1,776	2,198	1,793	1,552	1,676	1,586
El Paso	2,887	3,554	3,887	3,797	3,577	3,424	3,207	3,014	2,690	2,509
Midland	369	309	423	443	464	531	409	429	390	478
Pecos	351	348	355	459	493	553	571	558	609	530
San Antonio	1,500	1,458	1,667	1,797	1,785	1,807	1,951	1,807	1,746	1,688
Waco	559	584	552	553	589	526	585	615	677	512
Total	7,967	8,593	9,454	10,165	10,383	10,718	10,019	9,518	9,201	8,813
+/-		626	861	711	218	335	-699	-501	-317	-388
% Change		8%	10%	8%	2%	3%	-7%	-5%	-3%	-4%



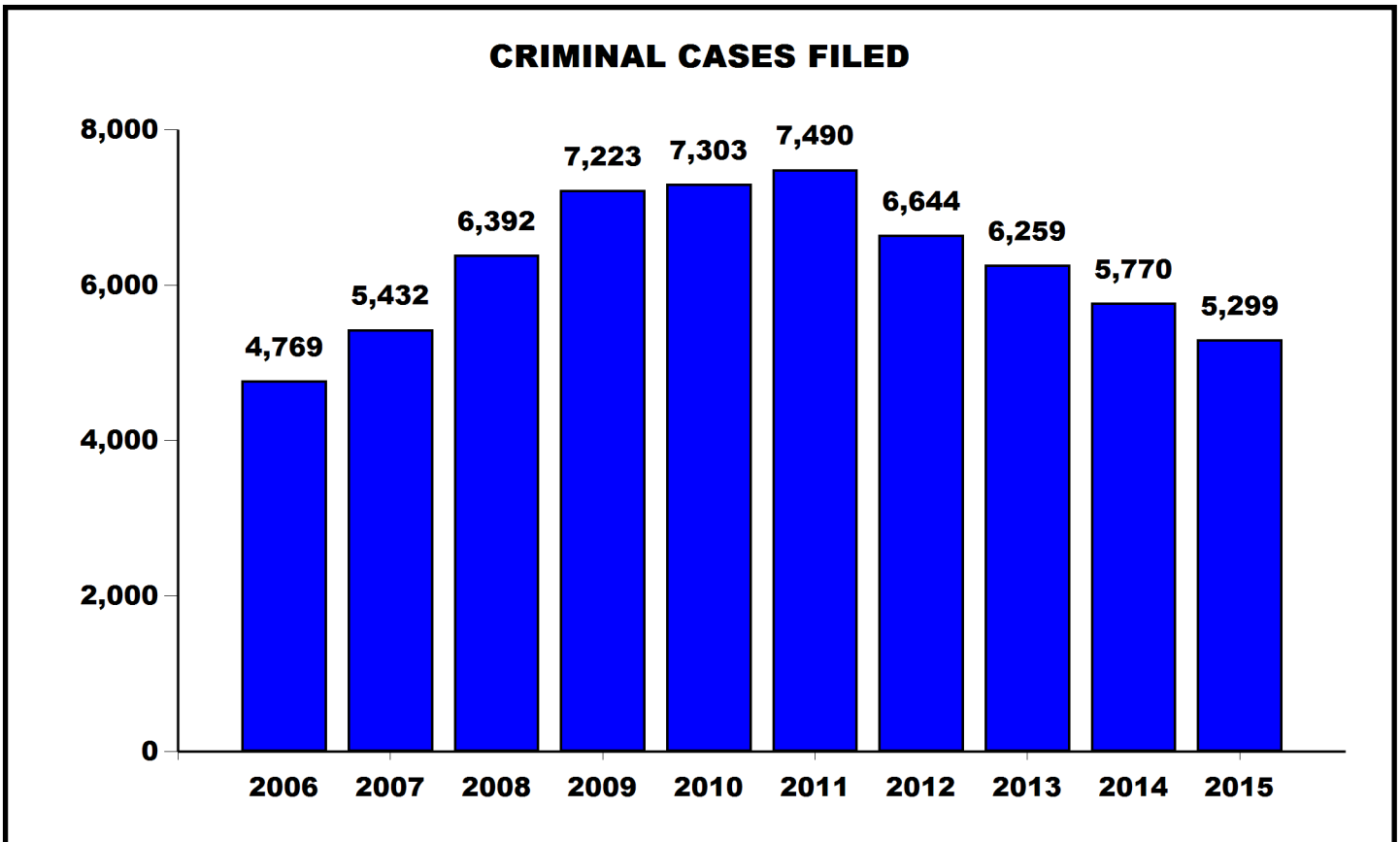
**CIVIL CASES FILED
TEN YEAR REPORT - CALENDAR YEAR 2015**

DIVISION	2006	2007	2008	2009	2010	2011	2012	2013	2014	2015
Austin	979	1,051	920	918	963	1,047	1,087	1,063	1,098	1,210
Del Rio	88	66	85	69	66	61	73	84	85	120
El Paso	446	453	502	455	454	510	481	399	453	387
Midland	161	103	170	131	151	121	124	127	130	242
Pecos	75	66	42	59	101	138	134	79	92	66
San Antonio	1,078	1,002	971	1,002	1,007	1,059	1,141	1,112	1,092	1,140
Waco	371	420	372	308	338	292	335	395	481	349
Total	3,198	3,161	3,062	2,942	3,080	3,228	3,375	3,259	3,431	3,514
+/-		-37	-99	-120	138	148	147	-116	172	83
% Change		-1%	-3%	-4%	5%	5%	5%	-3%	5%	2%



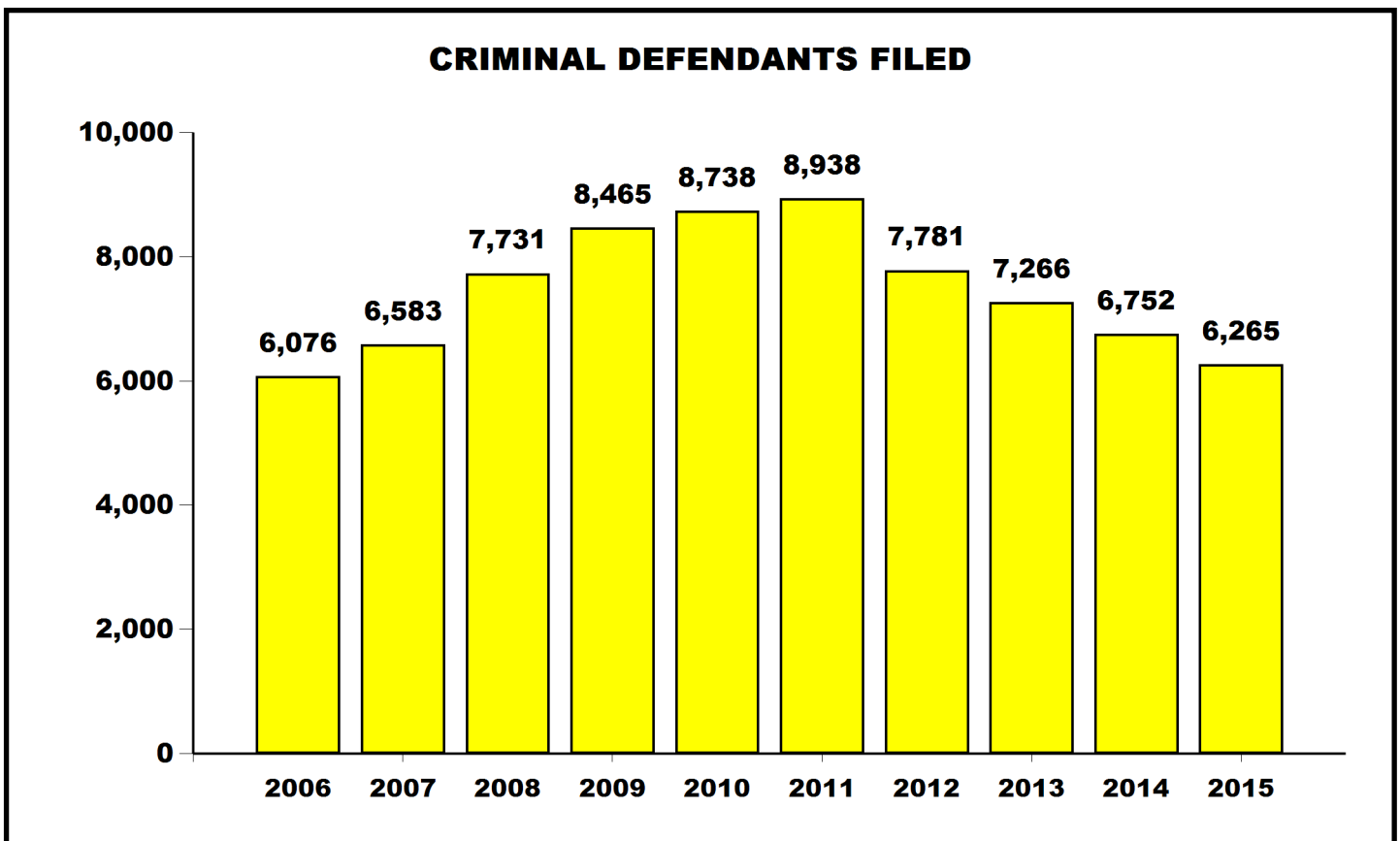
**CRIMINAL CASES FILED
TEN YEAR REPORT - CALENDAR YEAR 2015**

DIVISION	2006	2007	2008	2009	2010	2011	2012	2013	2014	2015
Austin	261	190	407	616	736	632	416	480	315	300
Del Rio	973	1,033	1,158	1,513	1,710	2,137	1,720	1,468	1,591	1,466
El Paso	2,441	3,101	3,385	3,342	3,123	2,914	2,726	2,615	2,237	2,122
Midland	208	206	253	312	313	410	285	302	260	236
Pecos	276	282	313	400	392	415	437	479	517	464
San Antonio	422	456	696	795	778	748	810	695	654	548
Waco	188	164	180	245	251	234	250	220	196	163
Total	4,769	5,432	6,392	7,223	7,303	7,490	6,644	6,259	5,770	5,299
+/-		663	960	831	80	187	-846	-385	-489	-471
% Change		14%	18%	13%	1%	3%	-11%	-6%	-8%	-8%



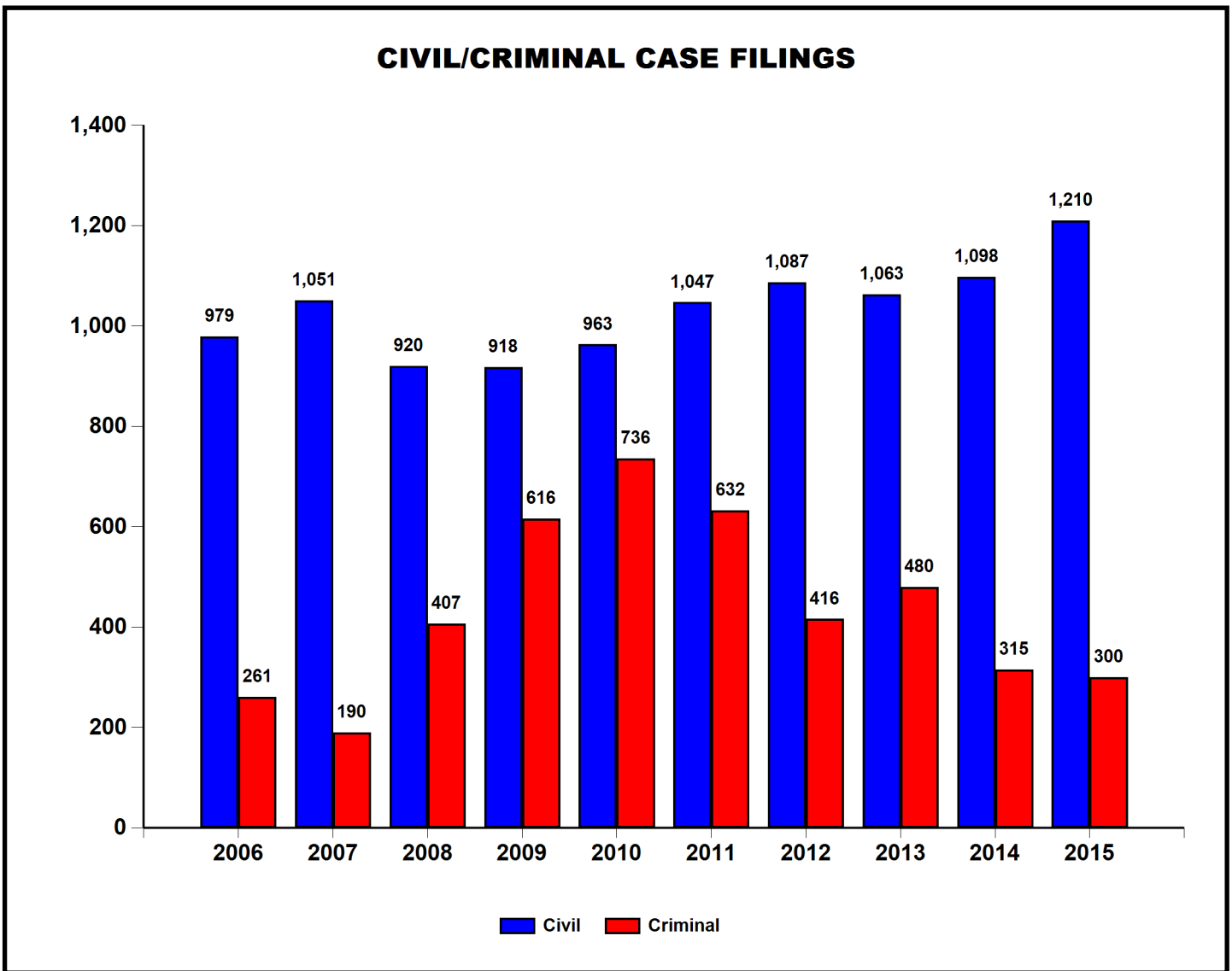
**CRIMINAL DEFENDANTS FILED
TEN YEAR REPORT - CALENDAR YEAR 2015**

DIVISION	2006	2007	2008	2009	2010	2011	2012	2013	2014	2015
Austin	386	279	590	710	843	807	554	625	401	356
Del Rio	1,173	1,261	1,415	1,750	2,021	2,404	1,891	1,570	1,724	1,646
El Paso	2,801	3,477	3,706	3,659	3,447	3,227	2,973	2,845	2,464	2,383
Midland	337	305	422	459	488	597	383	417	369	370
Pecos	464	384	400	548	623	631	661	624	664	619
San Antonio	656	657	945	1,016	987	964	1,022	909	863	701
Waco	259	220	253	323	329	308	297	276	267	190
Total	6,076	6,583	7,731	8,465	8,738	8,938	7,781	7,266	6,752	6,265
+/-		507	1,148	734	273	200	-1,157	-515	-514	-487
% Change		8%	17%	9%	3%	2%	-13%	-7%	-7%	-7%



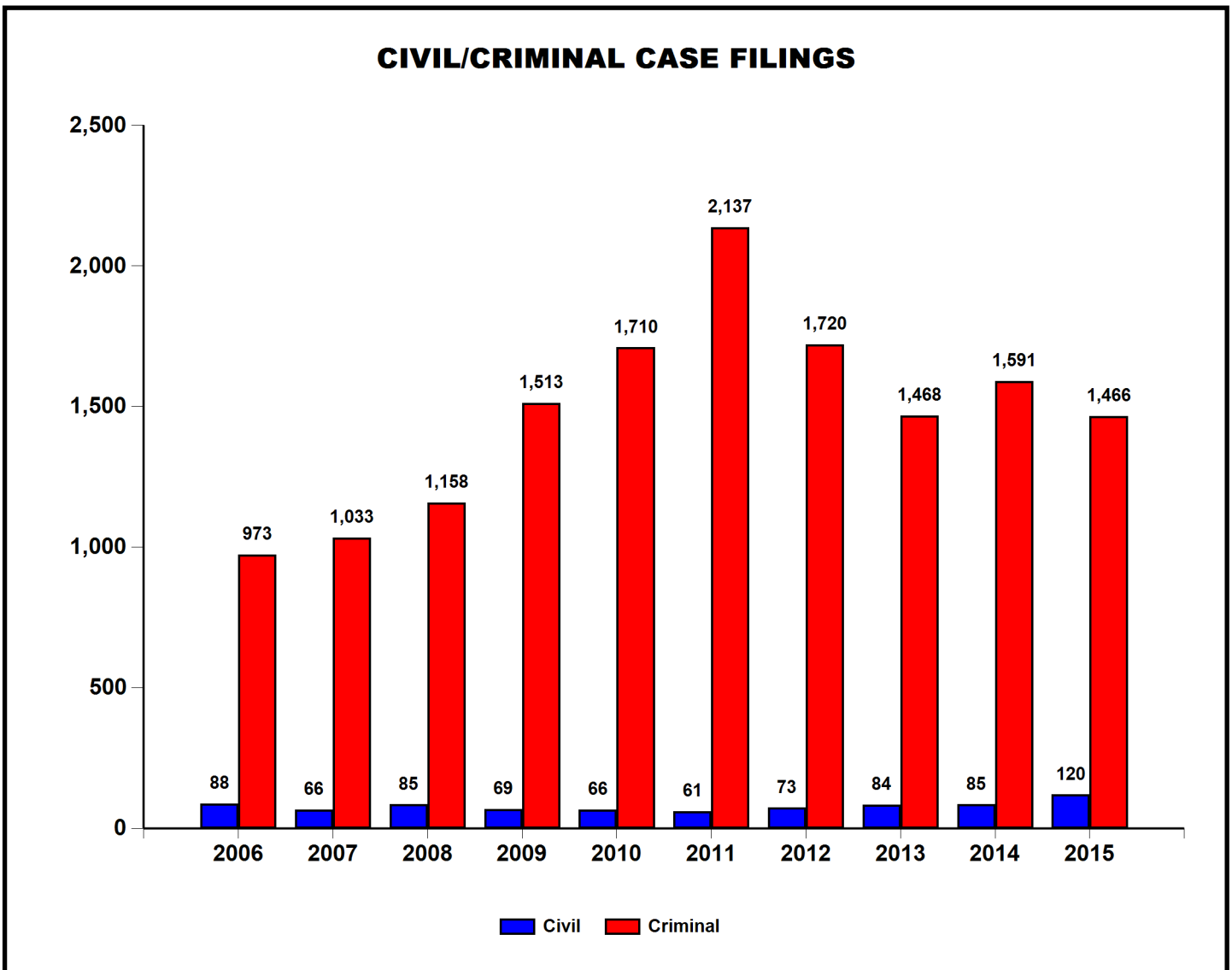
CIVIL/CRIMINAL CASE FILINGS - AUSTIN TEN YEAR REPORT - CALENDAR YEAR 2015

	2006	2007	2008	2009	2010	2011	2012	2013	2014	2015
Civil	979	1,051	920	918	963	1,047	1,087	1,063	1,098	1,210
Criminal	261	190	407	616	736	632	416	480	315	300
Total	1,240	1,241	1,327	1,534	1,699	1,679	1,503	1,543	1,413	1,510
+/-		1	86	207	165	-20	-176	40	-130	97
% Change		0%	7%	16%	11%	-1%	-10%	3%	-8%	7%



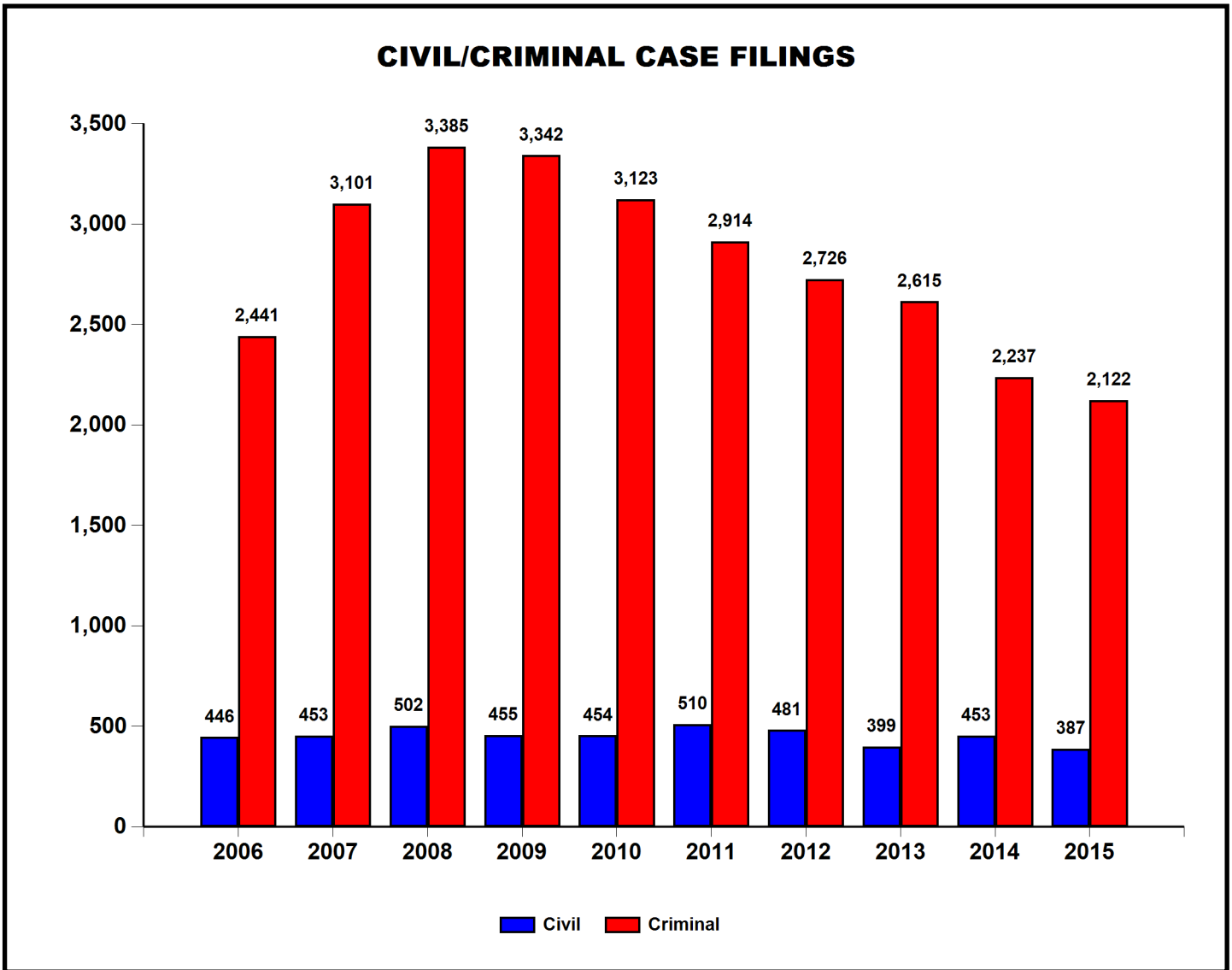
CIVIL/CRIMINAL CASE FILINGS - DEL RIO TEN YEAR REPORT - CALENDAR YEAR 2015

	2006	2007	2008	2009	2010	2011	2012	2013	2014	2015
Civil	88	66	85	69	66	61	73	84	85	120
Criminal	973	1,033	1,158	1,513	1,710	2,137	1,720	1,468	1,591	1,466
Total	1,061	1,099	1,243	1,582	1,776	2,198	1,793	1,552	1,676	1,586
+/-		38	144	339	194	422	-405	-241	124	-90
% Change		4%	13%	27%	12%	24%	-18%	-13%	8%	-5%



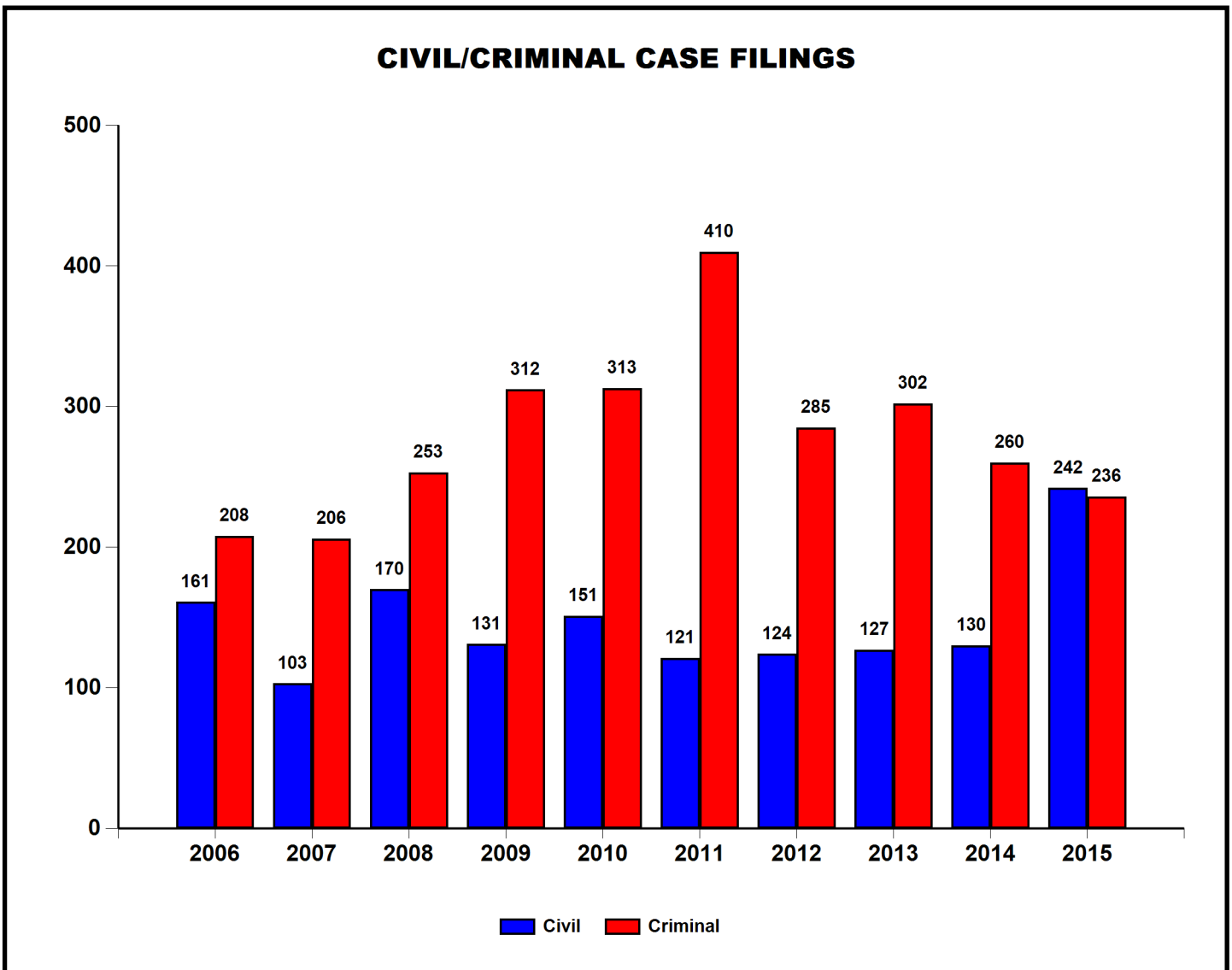
CIVIL/CRIMINAL CASE FILINGS - EL PASO TEN YEAR REPORT - CALENDAR YEAR 2015

	2006	2007	2008	2009	2010	2011	2012	2013	2014	2015
Civil	446	453	502	455	454	510	481	399	453	387
Criminal	2,441	3,101	3,385	3,342	3,123	2,914	2,726	2,615	2,237	2,122
Total	2,887	3,554	3,887	3,797	3,577	3,424	3,207	3,014	2,690	2,509
+/-		667	333	-90	-220	-153	-217	-193	-324	-181
% Change		23%	9%	-2%	-6%	-4%	-6%	-6%	-11%	-7%



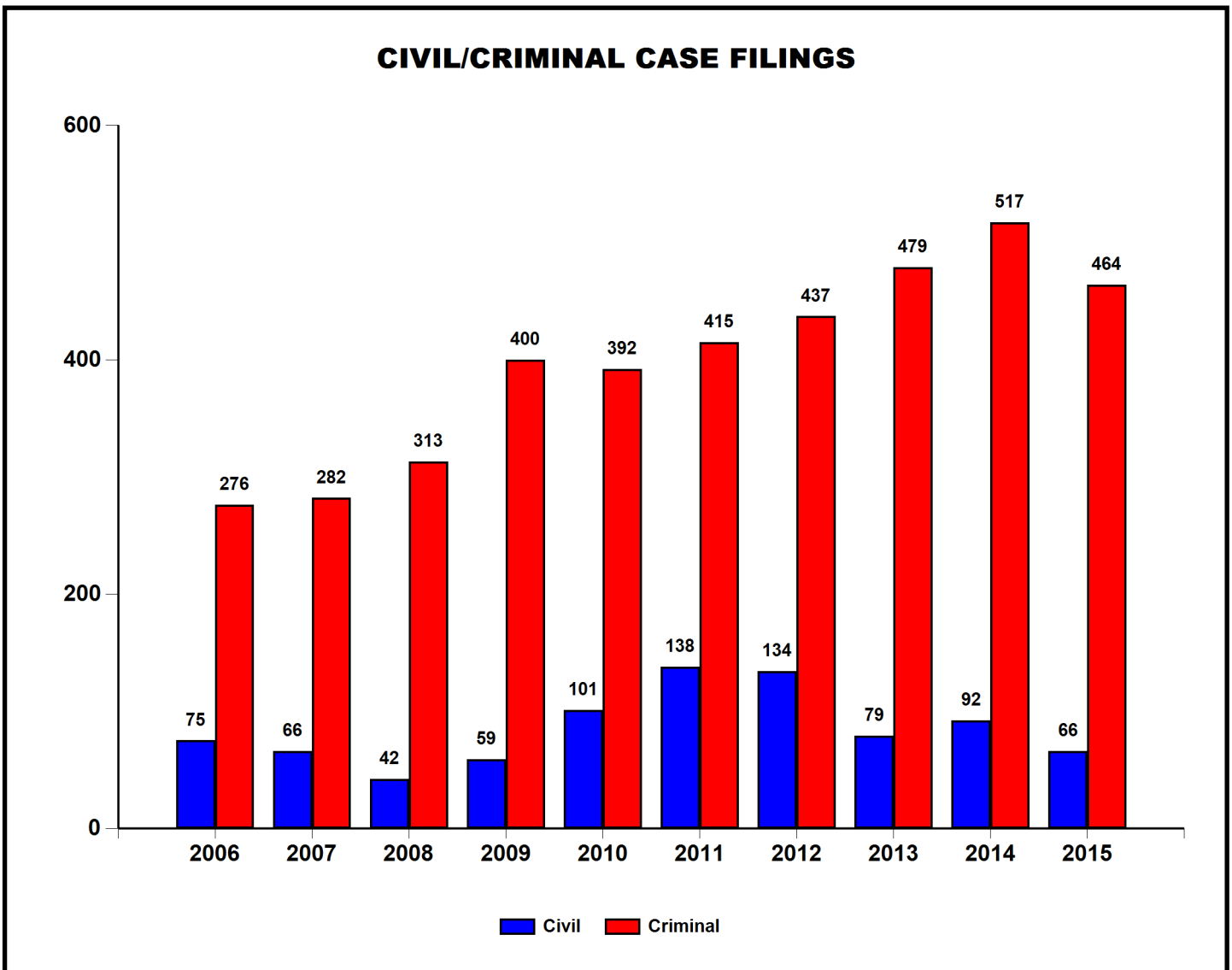
CIVIL/CRIMINAL CASE FILINGS - MIDLAND TEN YEAR REPORT - CALENDAR YEAR 2015

	2006	2007	2008	2009	2010	2011	2012	2013	2014	2015
Civil	161	103	170	131	151	121	124	127	130	242
Criminal	208	206	253	312	313	410	285	302	260	236
Total	369	309	423	443	464	531	409	429	390	478
+/-		-60	114	20	21	67	-122	20	-39	88
% Change		-16%	37%	5%	5%	14%	-23%	5%	-9%	23%



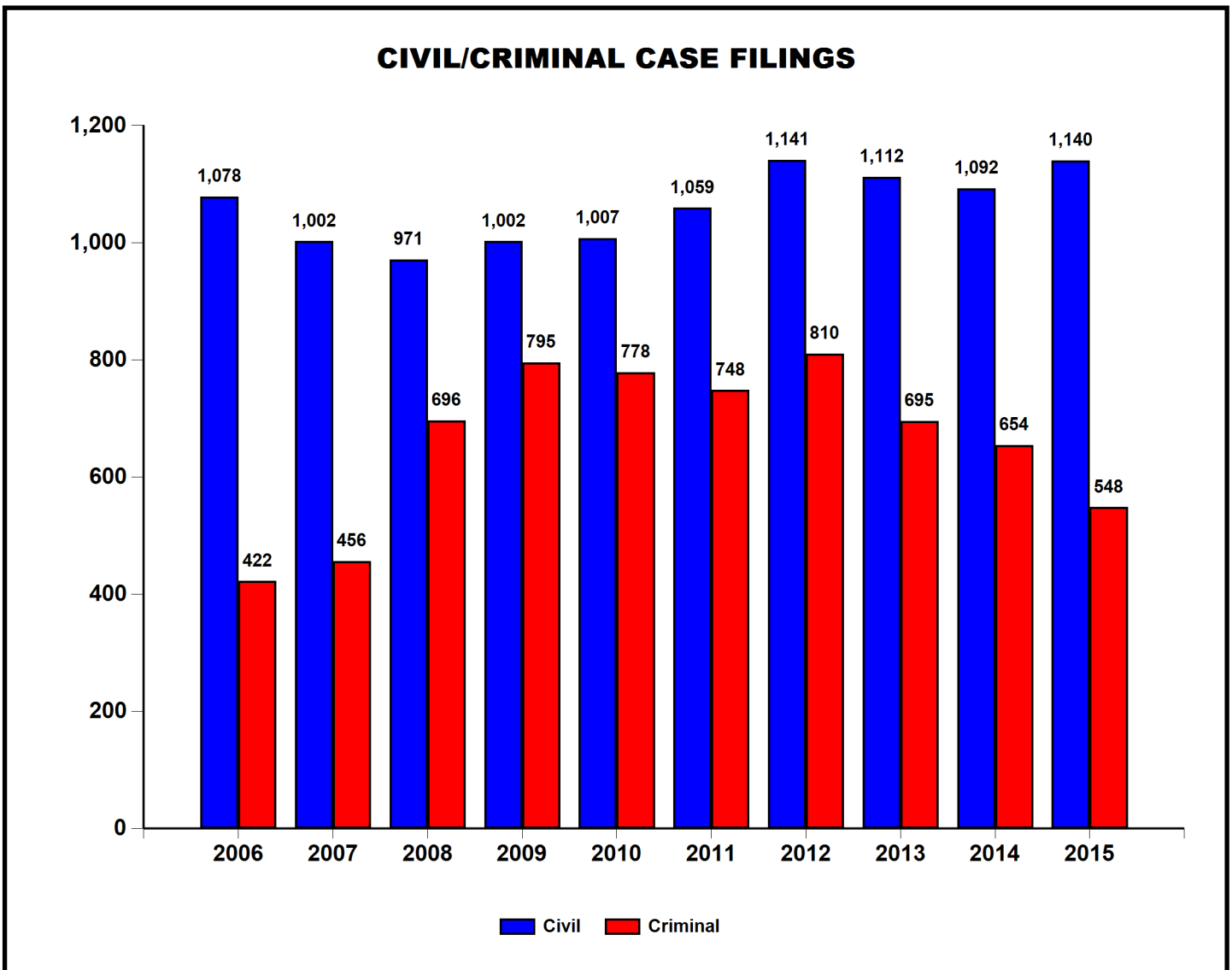
CIVIL/CRIMINAL CASE FILINGS - PECOS TEN YEAR REPORT - CALENDAR YEAR 2015

	2006	2007	2008	2009	2010	2011	2012	2013	2014	2015
Civil	75	66	42	59	101	138	134	79	92	66
Criminal	276	282	313	400	392	415	437	479	517	464
Total	351	348	355	459	493	553	571	558	609	530
+/-		-3	7	104	34	60	18	-13	51	-79
% Change		-1%	2%	29%	7%	12%	3%	-2%	9%	-13%



CIVIL/CRIMINAL CASE FILINGS - SAN ANTONIO TEN YEAR REPORT - CALENDAR YEAR 2015

	2006	2007	2008	2009	2010	2011	2012	2013	2014	2015
Civil	1,078	1,002	971	1,002	1,007	1,059	1,141	1,112	1,092	1,140
Criminal	422	456	696	795	778	748	810	695	654	548
Total	1,500	1,458	1,667	1,797	1,785	1,807	1,951	1,807	1,746	1,688
+/-		-42	209	130	-12	22	144	-144	-61	-58
% Change		-3%	14%	8%	-1%	1%	8%	-7%	-3%	-3%



CIVIL/CRIMINAL CASE FILINGS - WACO TEN YEAR REPORT - CALENDAR YEAR 2015

	2006	2007	2008	2009	2010	2011	2012	2013	2014	2015
Civil	371	420	372	308	338	292	335	395	481	349
Criminal	188	164	180	245	251	234	250	220	196	163
Total	559	584	552	553	589	526	585	615	677	512
+/-		25	-32	1	36	-63	59	30	62	-165
% Change		4%	-5%	0%	7%	-11%	11%	5%	10%	-24%

